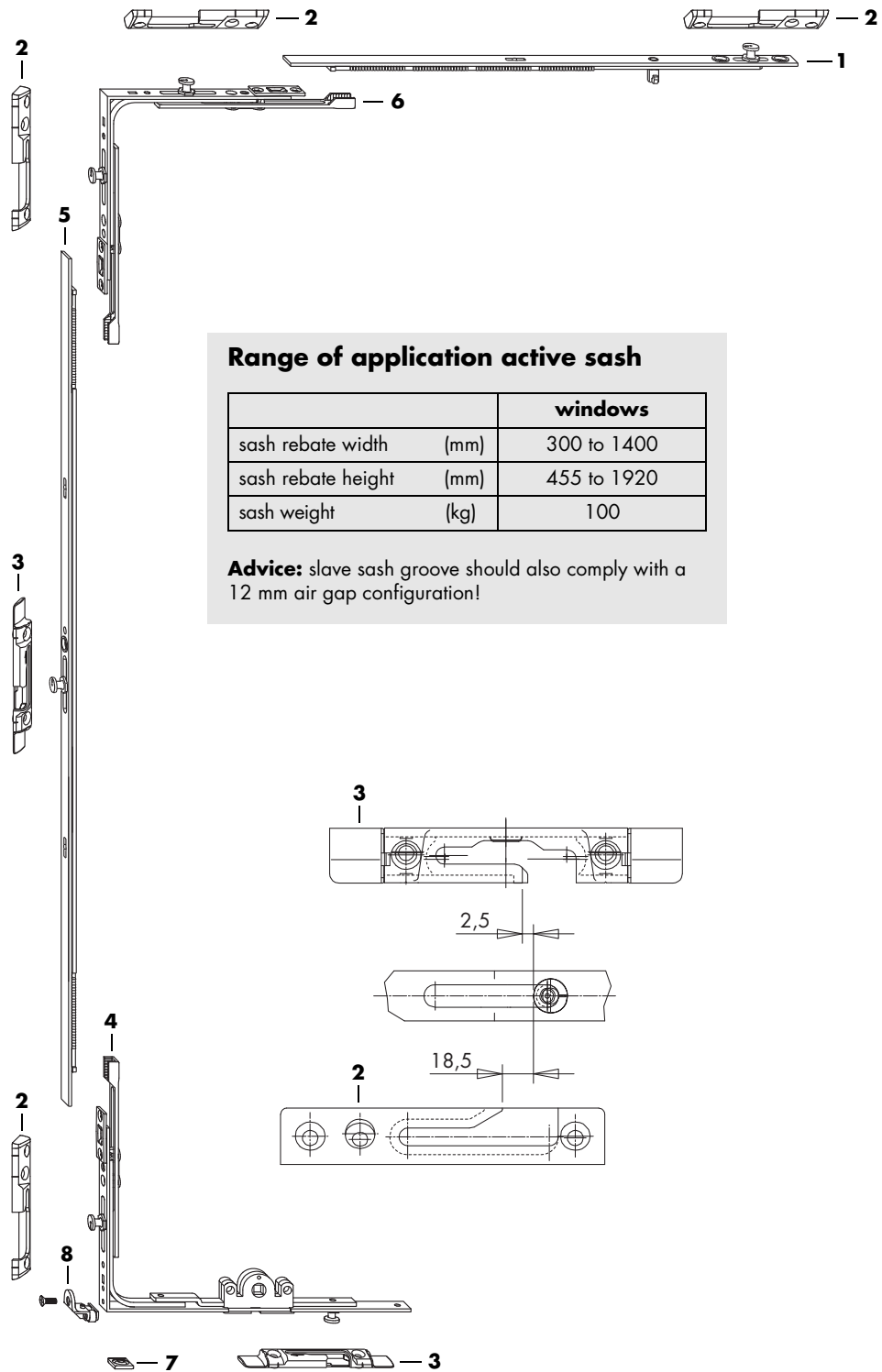
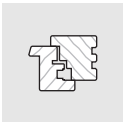
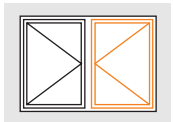


FAVORIT *French-Casement*

E-Look finish
fixed handle height



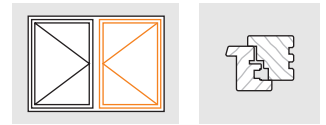
Range of application active sash

		windows
sash rebate width	(mm)	300 to 1400
sash rebate height	(mm)	455 to 1920
sash weight	(kg)	100

Advice: slave sash groove should also comply with a 12 mm air gap configuration!

FAVORIT *French-Casement*

E-Look finish
fixed handle height

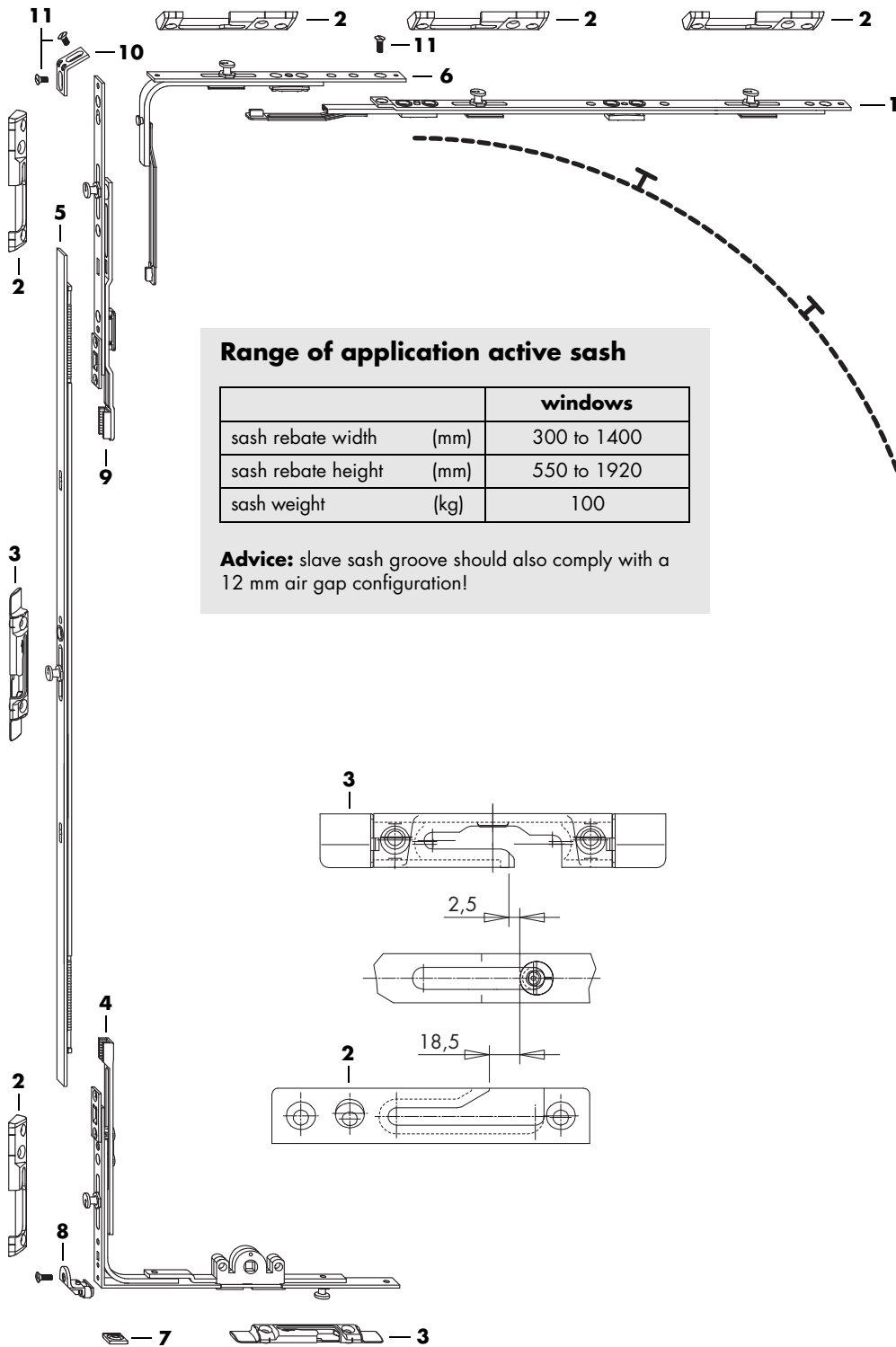
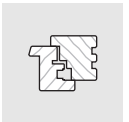
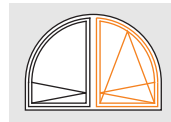


Pos.	Material description	Material- No.	sash width dependant		
			300 to 800	801 to 1200	1201 to 1400
1	extension S-ES	size 0		1	
		size 1	881279		1
2	striker plate S-ES	A1361 right			
		A1361 left	FRSC0451-200010	1	2
3	tilt lock bearing S-ES FH TBT	A1361 right			
		A1361 left	FRKB0211-200010	1	1

Pos.	Material description	Material- No.	sash height dependant				
			455 to 800	801 to 1000	1001 to 1460	1461 to 1920	
4	gear 23 S-ES	A0205	FGKK3180-200010	1	1	1	1
5	linkage S-ES	size 0 MV	896563	1			
		size 1 MV	896549		1		
		size 2 MV	896556			1	
		size 3 MV	900451				1
6	corner drive VS S-ES 2MV	A0055	FEUL0110-200011	1	1	1	1
2	striker plate S-ES	A1361 right	FRSC0451-200010	2	2	2	2
		A1361 left	FRSC0452-200010				
3	tilt lock bearing S-ES FH TBT	A1361 right	FRKB0211-200010	1	1	1	1
		A1361 left	FRKB0212-200010				
7	run up block/sash slave		873656	1	1	1	1
8	sash lift S-ES/9	C100	308196	1	1	1	1

FAVORIT *French-Casement RB*

E-Look finish - Arch top
fixed handle height



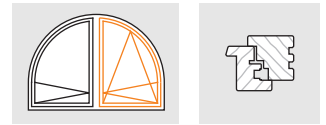
Range of application active sash

		windows
sash rebate width	(mm)	300 to 1400
sash rebate height	(mm)	550 to 1920
sash weight	(kg)	100

Advice: slave sash groove should also comply with a 12 mm air gap configuration!

FAVORIT *French-Casement RB*

E-Look finish - Arch top
fixed handle height



Pos.	Material description		Material-No.	sash width dependant		
				300 to 800	801 to 1200	1201 to 1400
1	linkage RB S-ES short	not shown	TVNL0020-200010	1		
	linkage RB S-ES		TVNL0010-200010		1	1
2	striker plate S-ES	A1361 right	FRSC0451-200010	2	2	3
		A1361 left	FRSC0452-200010			
3	tilt lock bearing S-ES FH TBT	A1361 right	FRKB0211-200010	1	1	1
		A1361 left	FRKB0212-200010			
6	corner drive RB S-ES		TEVR0110-200010	1	1	1

Pos.	Material description		Material-No.	sash height dependant			
				550 to 800	801 to 1050	1051 to 1510	1511 to 1920
4	gear 23 S-ES	A0205	FGKK3180-200010	1	1	1	1
5	linkage S-ES	size 0 MV	896563	1			
		size 1 MV	896549		1		
		size 2 MV	896556			1	
		size 3 MV	900451				1
2	striker plate S-ES	A1361 right	FRSC0451-200010	2	2	2	2
		A1361 left	FRSC0452-200010				
3	tilt lock bearing S-ES FH TBT	A1361 right	FRKB0211-200010	1	1	1	1
		A1361 left	FRKB0212-200010				
7	run up block/sash slave		873656	1	1	1	1
8	sash lift S-ES/9	C100	308196	1	1	1	1
9	locking bolt VS/RB S-ES		897492	1	1	1	1
10	corner angle VSO-SF		854068	1	1	1	1
11	screw PZD		851746	3	3	3	3