

Magnetic Locks

Magnetic Mortise Door Lock 116 1/2

For interior and exterior doors, usable on the right and left, 116 1/2 for rebated doors and flush doors*





For this lock, the latch is flush with the lock face plate when the door is open. When the door is closed, the latch is drawn into the frame part by a magnet. Due to this, the latch cannot strike the frame profile and a quieter and smoother closing process of the door is the result.

- 72 mm distance, 8 mm spindle square (WC = 78 mm)
- Easy to clean, since there is no protruding latch
- With escutcheon holes/preparation
- Closes quietly
- Flush, high-quality appearance
- Low wear since the latch no longer strikes the frame profile
- Maintenance-free since the latch bevel does not need to be lubricated



Standard design
 Face plate - stainless steel satin finish, PVC latch provided with a magnet, bright nickel-plated deadbolt, closed zinc-plated case, 8 mm spindle square

The versions marked with * are not in accordance with DIN standard 18251-1.

-  116 1/2 PZW
Prepared for profile cylinders with latch-retraction, double throw deadbolt.
-  116 1/2 BB
Lever lock with 1 key - facon 104 without latch-retraction, double throw deadbolt.
-  116 1/2 WC
Version for bathrooms, with 8 mm spindle square, 10,5 mm single throw deadbolt projection.
-  116 1/2 F (20 mm face plate)
As a latch lock (without deadbolt), with 8 mm spindle square.

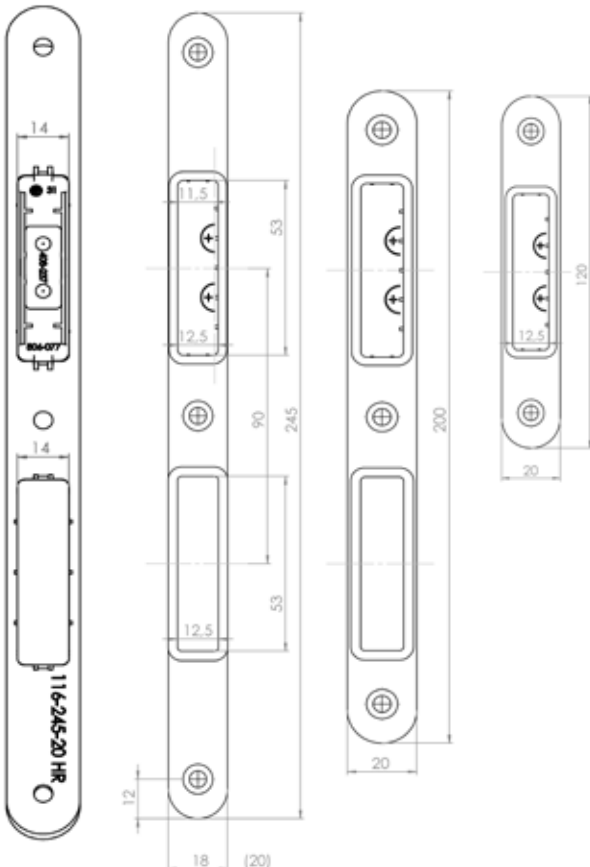
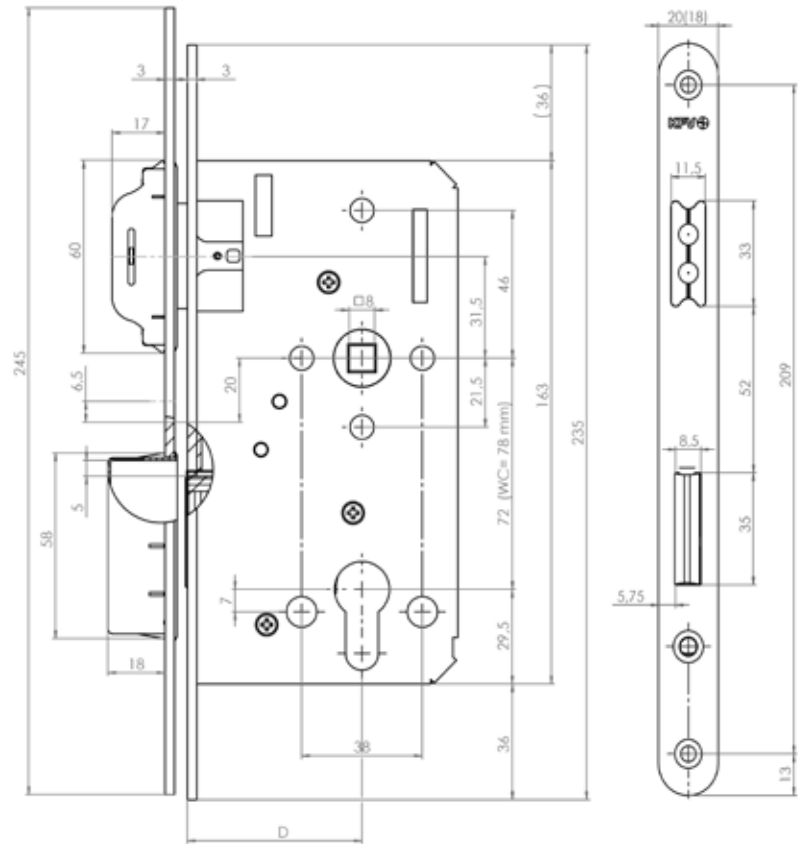
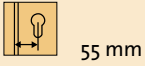
Frame Parts

- The latch backing is provided with a magnetic slide, which automatically adjusts the door leaf preventing it against warping
- The special striker plate with magnets in the latch area cannot be seen when the door is closed
- The frame part is horizontally adjustable through a simple 180° turn of the latch backing, allowing the closing pressure to be adjusted by 1 mm
- Backing made from high-quality PVC
- High-quality appearance
- Reduced assembly time due to the omission of a flat striker



Technical Specifications

Art. no.	Face plate	Dimensions
116 1/2	Round	235 x 20 mm
116 1/2	Round	235 x 18 mm



Art. no.	Dimensions	Design
116-245-20HR/41	245 x 20 mm	All flat strikers are provided with a latch and a deadbolt backing, rounded, stainless steel satin finish
116-245-18HR/41	245 x 18 mm	
116-200-20HR/41	200 x 20 mm	
116-120-20HR/41	120 x 20 mm	
2514-116/SG		Loose latch backing with individual magnets in signal grey